

## Seed Physiological and Biochemical Parameters of Soybean (*Glycine max*) As Influenced by Different Packaging Materials and Storage Conditions

Meena M. K.<sup>1\*</sup>, Chetti M. B.<sup>2</sup> and Nawalagatti, C.M.<sup>3</sup>

<sup>1</sup>Assistant Professor, Department of Crop Physiology, UAS, Raichur-584104 (Karnataka)

<sup>2</sup>Assistant Director General (HRD) –ICAR, PUSA CAMPUS, New Delhi-110002 (India)

<sup>3</sup>Professor, Department of Crop Physiology, UAS, Dharwad-580005 (Karnataka)

\*Corresponding Author E-mail: [meenam4565@gmail.com](mailto:meenam4565@gmail.com)

Received: 18.02.2017 | Revised: 26.02.2017 | Accepted: 27.02.2017

### ABSTRACT

A lab experiment was carried out to study that seed physiological and biochemical parameters of soybean (*Glycine max*) as Influence by different packaging materials and storage conditions. Soybean seeds were stored in different packaging materials viz., gunny bags and high density polythene bags and vacuum packed bags stored at room temperature ( $25 \pm 2^\circ \text{C}$ ) and cold storage ( $4 \pm 1^\circ \text{C}$ ) for a period of 18 months. The treatments having six combinations and consisting of different containers viz., gunny bags, high density polythene bags and vacuum packed bags were replicated four times in both cold and ambient storage conditions in completely randomized design. The results of the study revealed that the least fluctuations in all seed biochemical parameters viz., oil content and enzyme activity such as  $\alpha$ -amylase, lipase and protease and seed physiological parameters such as mineral content (Cu, Mn, Zn and Mn), moisture content and electrical conductivity values were recorded in vacuum packed seeds than gunny, HDPE bags for soybean seeds stored under cold storage compared to room temperature throughout the storage period. Among the containers, the seeds stored in vacuum packed bags maintained the seed biochemical and seed physiological parameters with least deterioration compared to seeds stored in gunny bags and high density polythene bags.

**Key words:** Moisture content, electrical conductivity, mineral content, biochemical parameters, oil content, vacuum packaging and cold storage.

### INTRODUCTION

Soybean [*Glycine max* (L.) Merrill] is one of the most important protein and oil seed crops throughout the world. Its oil is the largest component of the world's edible oils. Soybean seed contains 20 % oil and 40 % protein. The world production of edible oils consists of 30 % soybean. It is an ingredient of more than

50% of the world's high protein meal. The United States of America has the largest area under soybean cultivation with the highest yield and production. Soybean is globally grown over an area of 91.40 m ha, with a production of 204.00 m tons and a productivity of 2233 kg per ha<sup>5</sup>.

**Cite this article:** Meena, M. K., Chetti, M.B. and Nawalagatti, C.M., Seed Physiological and Biochemical Parameters of Soybean (*Glycine max*) As Influenced by Different Packaging Materials and Storage Conditions, *Int. J. Pure App. Biosci.* 5(1): 864-875 (2017). doi: <http://dx.doi.org/10.18782/2320-7051.2706>

In agriculture, seed is a vehicle to deliver almost all agro-based technological innovations so that the farmers can exploit the genetic potential of new varieties. The availability, access and use of seeds of adaptable varieties are, therefore, the major determinants to attain the efficiency and productivity of other packages like irrigation, fertilizers and pesticides. This is one of the vital keys to increase crop production, enhance food security and alleviate rural poverty in the developing countries. Research on storability of seeds in India is of recent origin with the development of organized seed production and marketing. It is stipulated that 80 per cent of certified seeds produced in India require storage for one planting season and 20 per cent of seeds is carried over for subsequent sowing<sup>6</sup>. However, when the awareness and infrastructure is developed, substantial quantity of seeds can be stored for few planting seasons as a safeguard against monsoon failure and as a precaution against production of poor quality seeds. Seed deterioration has been ascribed to physical, physiological, bio-chemical and pathological detrimental changes occurring in seeds leading to death and has been characterized as inexorable, irreversible, inevitable, and minimal at the time of physiological maturity and variable among kinds of seeds, varieties and seed lots<sup>13</sup>. The poor storability of the seeds of soybean is accounted for its high oil content, physiological fragility and thin seed coat, which leads to rapid loss of viability and vigour in storage, which in turn results in poor establishment of the crop in the field and low productivity. Research concerning to these aspects is very meagre. Keeping above these aspects in the view and considering their importance in maintaining viability for longer period the present investigation was carried out study that seed physiological and biochemical parameters of soybean (*Glycine max*) as Influence by different packaging materials and storage conditions.

#### MATERIALS AND METHODS

A storage experiment was carried out under the laboratory for a period of 18 months at Department of Crop Physiology, University of

Agricultural Sciences, Dharwad. In this research work, seeds of the soybean variety i.e. JS-335 collected from MARS, Seed Unit, were dried under sun and stored under different storage conditions and containers. The temperature maintained in the cold storage was around ( $4\text{ }^{\circ}\text{C} \pm 1^{\circ}\text{C}$ ) and relative humidity was 65 to 70 per cent throughout the storage period while, for ambient storage, bags were stored in the laboratory at room temperature ( $25 \pm 2\text{ }^{\circ}\text{C}$ ). Soybean seeds were packed in 500 g vacuum packed bags (The machine used for vacuum packaging of different seeds was OLPACK 501/V manufactured by INTERPRISE-BRUSSELS S.A., BRUXTAINER DIVISION, Belgium) and 15 kg to gunny and high density polythene bags. After packaging of all the seeds in different containers, 50 % bags were stored properly in the iron racks without stacking so that all the bags were uniformly exposed to the particular treatment condition; while 50 % bags were stored under cold storage. The treatments having six combinations and consisting of different containers viz., gunny bags, high density polythene bags and vacuum packed bags were replicated four times in both cold and ambient storage conditions in completely randomised design. The observations on various seed physiological parameters viz., electrical conductivity<sup>39</sup>, and the per cent moisture were obtained by using MB 45 Halogen Moisture Analyzer from Ohaus, USA, while estimation of mineral content i.e. Copper (Cu), Zinc (Zn), Iron (Fe) and Manganese (Mn) contents in seed were estimated using Atomic Absorption Spectrophotometer (AAS-4141, Electronic Corporation of India Ltd.), oil content in seeds was estimated by the Soxhlet apparatus which was later on modified by Randall<sup>43</sup> and determination of all the biochemical parameters i.e.  $\alpha$ -amylase activity, lipase enzyme activity and protease enzyme activity was estimated by methods devised by Jayaraman<sup>22</sup> and Poulle and Jones<sup>38</sup>, respectively at bimonthly interval upto 18 months of storage. The analysis and interpretation of the experimental data was done as suggested by Panse and Sukhatme<sup>36</sup> with level of significance used as  $P = 0.01$ .

## RESULTS AND DISCUSSION

### Seed physiological parameters

#### Moisture content (%)

The moisture content of soybean seeds as influenced by different packaging materials shown in Table 1 was found to be differed significantly with storage period as well as storage conditions. At the initial period of storage (i.e., 2 months) the maximum moisture content (15.30 %) was observed in seeds stored gunny bags at cold storage followed by high density polythene bags (12.97 %), but it differed significantly with those stored at room temperature (10.98 and 10.87 %), respectively; while minimum moisture content (9.39 and 9.37 %) was recorded in vacuum packed bags kept at room temperature and cold storage and it did not differ significantly to each other. These results are in agreement with the findings of Rajendra prasad *et al*<sup>41</sup>, in groundnut kernels, and Monira *et al*<sup>29</sup>, in soybean storability for longer period.

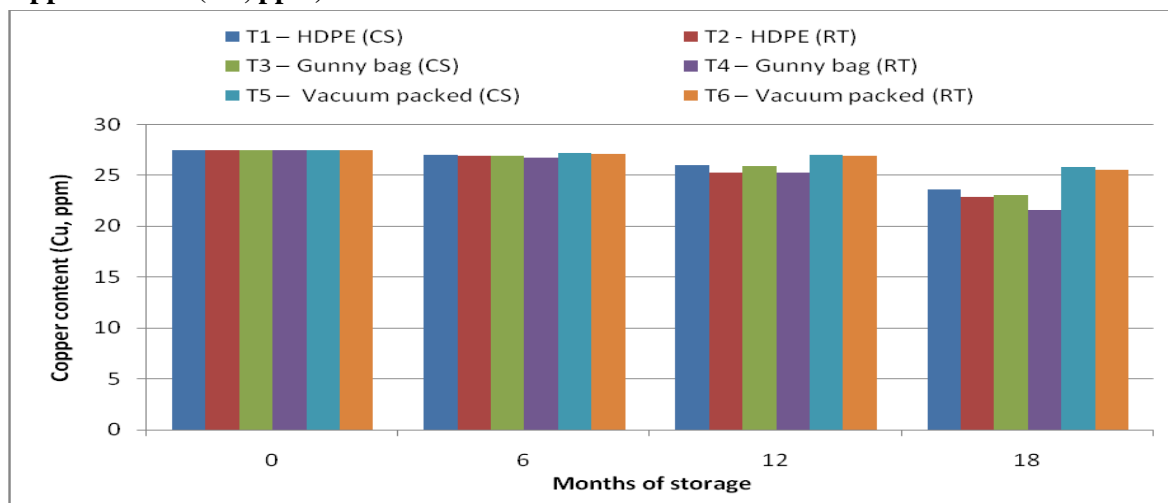
#### Electrical conductivity ( $\text{d Sm}^{-1}$ )

The electrical conductivity of vacuum packed seeds was less and a steady increase was seen

with advancement in storage period. While, gunny bags as well as high density polythene packed seeds recorded higher EC values from early stage to 18 months of storage at room temperature (Table, 2). The end of storage period (18 months), the vacuum packed seeds recorded lower significantly lower values of electrical conductivity ( $0.534$  and  $0.537 \text{ dSm}^{-1}$ ) at cold storage and room temperature, significantly higher values of electrical conductivity ( $0.747 \text{ dSm}^{-1}$ ) were recorded in gunny bags at room temperature, and they were on par with high density polythene bags ( $0.733 \text{ dSm}^{-1}$ ). The values of electrical conductivity of seeds stored in vacuum packed seeds did not differ significantly in cold storage and at room temperature was not differed while the values of electrical conductivity were differed significantly in gunny bags as well as in high density polythene bags upto 18 months of storage. Similar results were obtained by Narayanaswamy *et al*<sup>31</sup>, in groundnut, Shanmugavel *et al*<sup>47</sup>, in soybean and Nataraj *et al*<sup>32</sup>, in sunflower.

### Mineral's content

#### Copper content (Cu, ppm)



**Fig. 1: Influence of packaging and storage conditions copper content (Cu, ppm) at different time intervals of storage in soybean seeds**

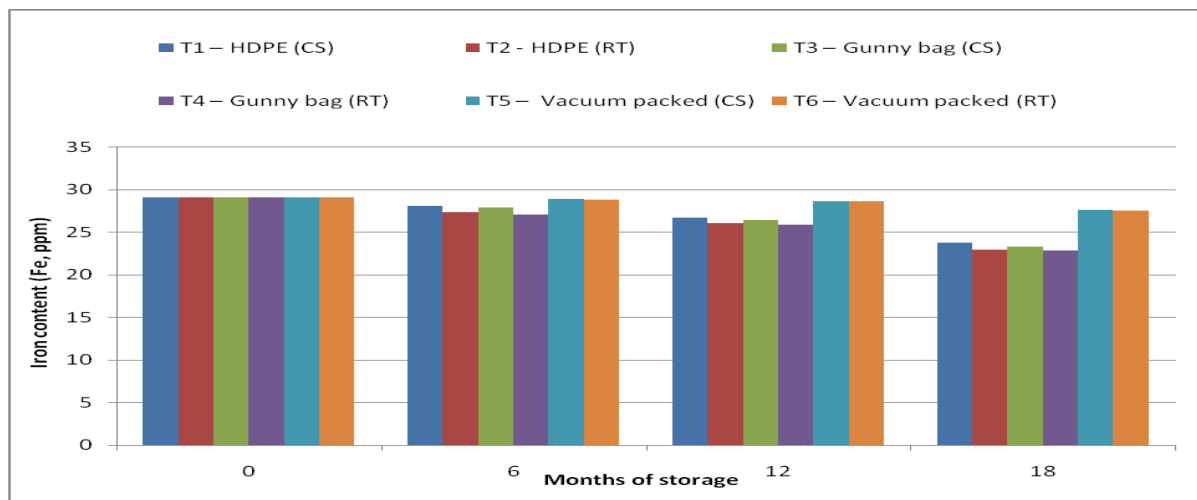
The observation on copper content (ppm) of soybean seeds as influenced by different packaging and storage conditions (Fig.,1) exhibited significant differences at all the stage period. There was a decline in copper content

from 4<sup>th</sup> months and continued upto 18 months of storage in HDPE bag seeds stored under room temperature. At 18 months of storage period, the vacuum packed seeds recorded significantly higher copper content (21.33 and

21.25 ppm) when kept at cold storage and room temperature as compared to gunny bags

(19.60 and 19.27 ppm) followed by HDPE bags (18.53 and 18.30 ppm), respectively.

**Iron content (Fe, ppm)**

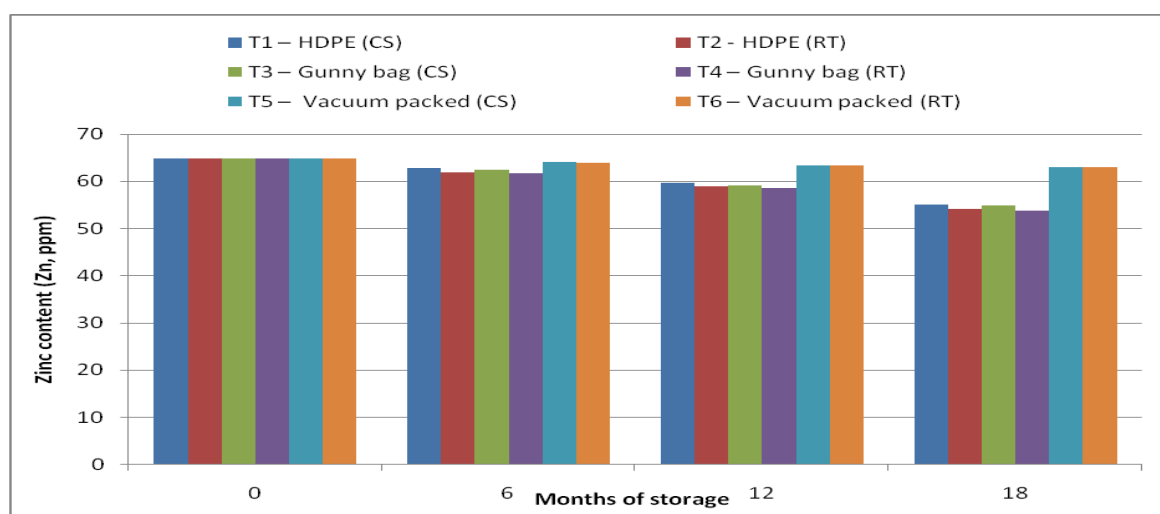


**Fig. 2: Influence of packaging and storage conditions iron content (Fe, ppm) at different time intervals of storage in soybean seeds**

The iron content (ppm) of soybean seeds differed significantly between treatments and there was a gradual decline with progress in storage period (Fig.,2). At eight months of storage, significantly higher iron content (63.88 ppm) was recorded in vacuum packed seeds stored under cold storage and was on par with those stored under room temperature (63.44 ppm). Significantly lower iron content (59.87 ppm) was observed in gunny bag seeds under room temperature followed by high

density polythene bags (61.10 ppm) stored at room temperature. The similar trend was observed at all the stages of storage even upto 18 months. Significantly higher iron content (62.95 ppm) was recorded in vacuum packed seeds stored under cold storage followed by stored under room temperature (62.91 ppm) at 18 months of storage. The lower iron content (53.80 ppm) was recorded in seeds stored in gunny bags followed by high density polythene bags (54.13 ppm).

**Zinc content (Zn, ppm)**

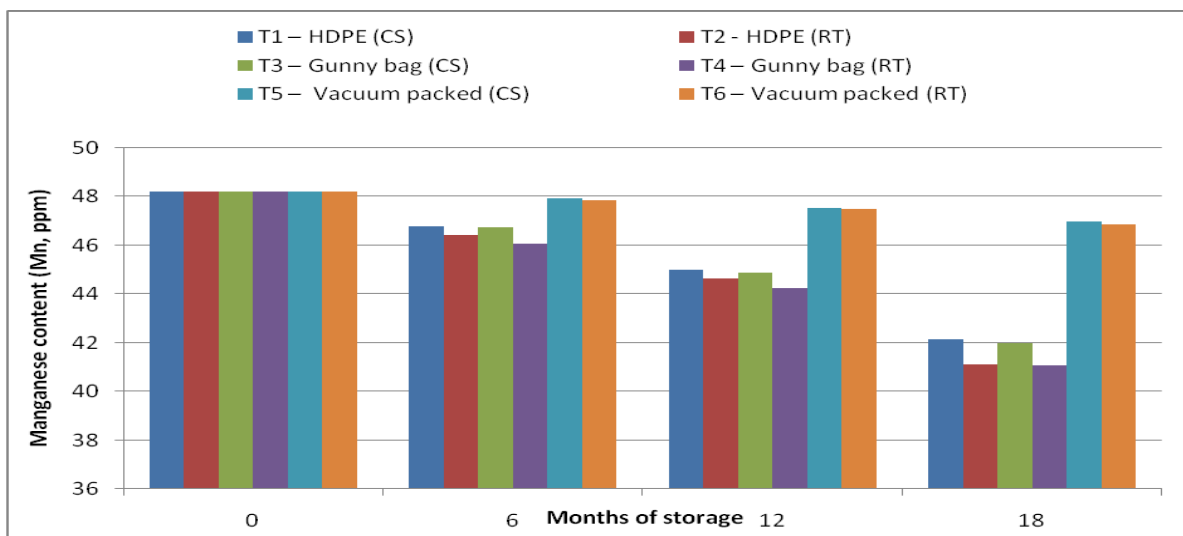


**Fig. 3: Influence of packaging and storage conditions zinc content (Zn, ppm) at different time intervals of storage in soybean seeds**

The zinc content (ppm) of soybean seeds as influenced by different packaging and storage conditions indicated significant differences among the treatment during (Fig.,3). Significantly lower zinc content (31.87 and 32.20 ppm) was recorded in HDPE bag seeds kept under room temperature and cold storage at 10 months of storage period. While the significantly higher zinc content values (33.48 and 33.39 ppm) were recorded in vacuum packed seeds stored under cold storage and

room temperature followed by gunny packed seeds (32.50 and 32.33 ppm), respectively. The similar trend was observed at all the stages of storage upto 18 months. The vacuum packed bags recorded significantly higher values of zinc content (32.78 and 32.70 ppm) kept under cold storage and room temperature compared to gunny bags (30.80 and 30.55 ppm) and HDPE bags (29.97 and 29.58 ppm), respectively.

#### Manganese content (Mn, ppm)



**Fig. 4: Influence of packaging and storage conditions on manganese content (Mn, ppm) at different time intervals of storage in soybean seeds**

The manganese content (ppm) of soybean seeds as influenced by different packaging and storage condition differed significantly between the treatments during storage period (Fig.,4).

It is clear from the above results for all the mineral's content that the seeds stored in gunny bags under cold storage were on par with the high density polythene bags stored under cold storage similarly the gunny bags stored at room temperature was also on par with high density polythene bags stored at room temperature. The vacuum packed seeds could maintain higher mineral's content values throughout the storage period. The vacuum packed seeds could maintain higher manganese content values throughout the storage period. Mineral elements like zinc, copper, iron and manganese are very crucial

for plant growth and human health, and play a key role in various physiological and biochemical processes. Results pertaining to mineral contents during study including copper, iron, zinc and manganese of soybean seeds showed gradual decrease with an advancement of storage period at all the stages of storage. Among the containers, the decrease in mineral content was very less in vacuum packed bags compared to HDPE, and gunny bags throughout the storage period under both ambient and cold storage. Variation in the mineral contents between the packaging materials could be attributed to redistribution of mineral elements in seeds and possible microbial contamination<sup>7</sup>. In the HDPE bags mineral content values were higher than gunny bags, but it was lower than vacuum packed bags. Same results were obtained by Fagbohun

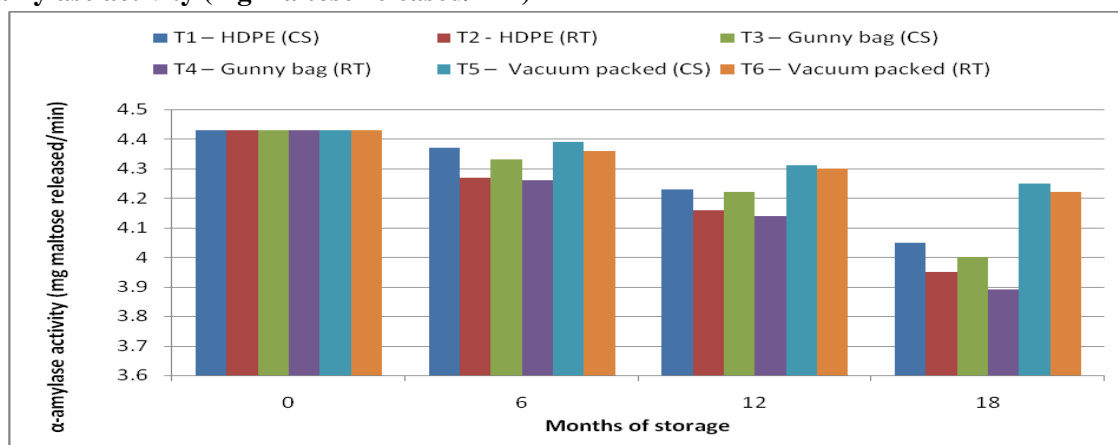
and Faleye<sup>19</sup> in groundnut, Fagbohun *et al*<sup>18</sup>, in melon seeds, Echendu *et al*<sup>15</sup>, in cocoyam chips, Mata *et al*<sup>26</sup>, Perring and Pearson<sup>37</sup>, Deepa *et al*<sup>12</sup>, in chilli and Zagory and Kader<sup>50</sup> in green beans.

Higher reduction of iron content in HDPE and gunny bags may be attributed to its sensitivity to temperature. Kayisoglu and Demirci<sup>23</sup> reported that copper, iron, zinc and manganese contents in both conventional and vacuum packed bags were affected significantly and decreased with an increased storage period of 10 months. At 18 months of storage, vacuum packed bags recorded significantly higher values of copper, iron, zinc and manganese compared to HDPE, while

significantly lower values were found in gunny bags stored under both ambient and cold storage. Similarly, Alinnor and Akalezi<sup>4</sup> also reported a decrease in Zn, Cu and Fe of cocoyam and white yam stored for six months. Higher mineral contents during cold storage compared to ambient storage could be attributed due to lower internal physiological and biochemical processes in the seed there by prolonging the shelf life of seeds during storage. Higher micronutrients in vacuum packed bags compared to gunny bags, may be due to decrease in ash content<sup>23</sup>. Similar findings were also reported in shelled melon seeds<sup>18</sup>, millet seeds<sup>18</sup>, cocoyam chips<sup>15</sup>, okra<sup>18</sup>, and greenbean<sup>37,50</sup>.

### Seed biochemical parameters

#### $\alpha$ -amylase activity (mg maltose released/min)

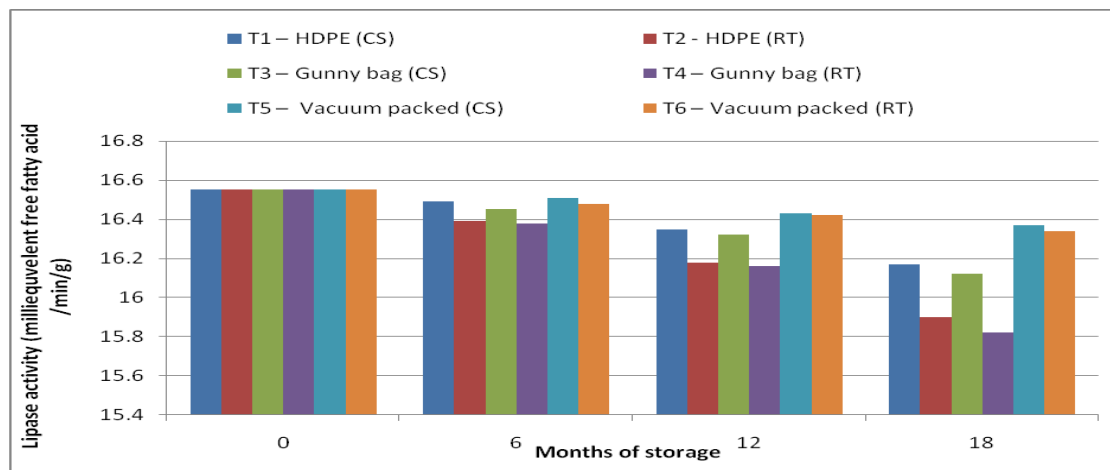


**Fig. 5: Influence of packaging and storage conditions on  $\alpha$ -amylase activity (mg maltose released/min) in soybean seeds**

The  $\alpha$ -amylase activity (mg maltose released/min) of soybean seeds (Fig.,5) indicates significant differences among the treatments and it was considerably declined in gunny bag seeds and high density polythene bags from 10 months onwards and upto 18 months of storage. While, the  $\alpha$ -amylase activity in vacuum packed seeds were found to be stable and slow decline was observed with progress in storage period. At the end of storage i.e., 18 months vacuum packed seeds stored under cold storage recorded significantly higher values of  $\alpha$ -amylase activity (4.25 mg maltose released/min) over all other treatments, followed by vacuum packed seeds stored under room temperature (4.22 mg maltose released/min). Significantly lower values of  $\alpha$ -amylase activity (3.89 mg

maltose released/min) were recorded in gunny bag seeds under room temperature followed by high density polythene bags (3.95 mg maltose released/min). The vacuum packed seeds could maintain higher  $\alpha$ -amylase activity throughout the storage period. In the present investigation,  $\alpha$ -amylase enzyme decreased with an increased storage period. High density polythene and gunny stored seeds recorded higher  $\alpha$ -amylase activity compared to vacuum packed seeds. Decreased  $\alpha$ -amylase activity with an increase in storage period may be due to reduction of free sugars and amino acids. Similar observations were also reported in wheat seeds<sup>11</sup> and in naturally aged gram, chickpea and wheat seeds<sup>2</sup>, in pea and in mustard<sup>45</sup>.

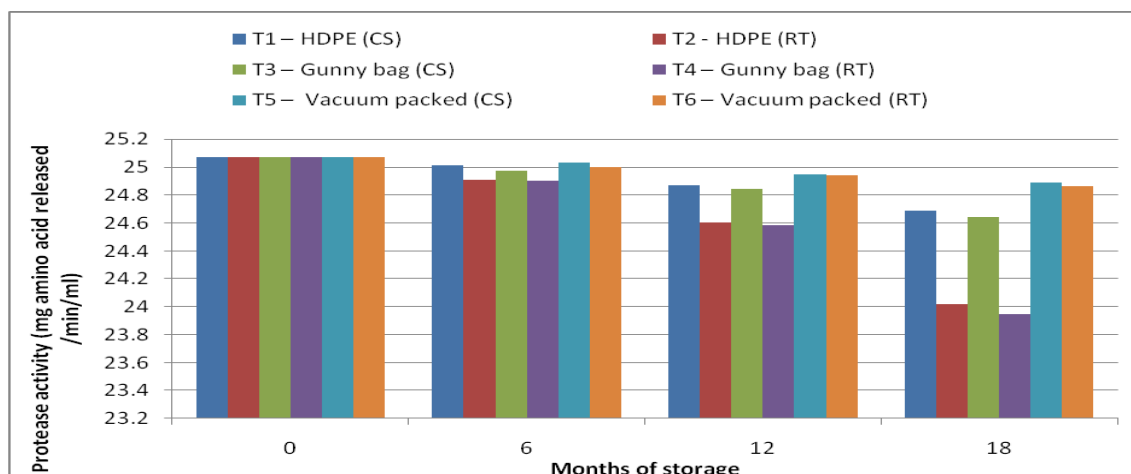


**Lipase activity (meq. free fatty acid /min/g)**

**Fig. 6: Influence of packaging and storage conditions on lipase activity (milliequivalent free fatty acid /min/g) at different time intervals of storage in soybean seeds**

The data on lipase activity (meq. free fatty acid /min/g) of soybean seeds as influenced by different packaging and storage conditions differed significantly between the treatments during storage period (Fig., 6). The lipase activity in vacuum packed seeds was minimum and a gradual decline with progress in storage period. While lipase activity of gunny bag seeds as well as high density polythene packed seeds was found to reduce greatly from the initial stage to up to 18 months of storage stored under room temperature. At the end of storage i.e., 18 months vacuum packed seeds stored under cold storage recorded significantly higher lipase activity (16.37 meq. free fatty acid /min/g) over all other

treatments, followed by vacuum packed seeds stored under room temperature (16.34 meq. free fatty acid /min/g). The lower lipase activity (15.82 meq. free fatty acid /min/g) was recorded in seeds stored in gunny bags under room temperature followed by high density polythene bags (15.90 meq. free fatty acid /min/g). Lipase activity were found to be slightly less in vacuum packed bags compared to HDPE and gunny bags. Our results are in good agreement with results of Dhaliwal *et al*<sup>14</sup>, and Chaitanya *et al*<sup>10</sup>, Mohamed<sup>28</sup> in wheat and Eze and Chilaka<sup>17</sup> in cucurbitaceous seeds. Increase in protease activity during storage may be due to decline in protein content<sup>10</sup>.

**Protease activity (mg amino acid released /min/ml)**

**Fig. 7. Influence of packaging and storage conditions on protease activity (mg amino acid released /min/ml) at different time intervals of storage in soybean seeds**

The protease activity (mg amino acid released /min/ml) of soybean seeds differed significantly between treatments during storage period (Fig.,7). The protease activity in vacuum packed seeds was unchanged and gunny bags as well as high density polythene packed seeds from initial stage to 18 months of storage at room temperature. At the end of storage, vacuum packed seeds stored under cold storage recorded significantly higher protease activity (24.89 mg amino acid released /min/ml) over all other treatments, followed by vacuum packed seeds stored under room temperature (24.86 mg amino acid released /min/ml). The lower protease activity (23.95 mg amino acid released /min/ml) was recorded in gunny bag seeds stored at room temperature high density polythene bags (24.02 mg amino acid released /min/ml). Similar results were observed by Chauhan *et al*<sup>11</sup>., in wheat, Scialabba *et al*<sup>46</sup>., in radish, Pallavi *et al*<sup>35</sup>., in sunflower. Same results of lipase activity were also observed in germinated seeds of castor bean<sup>34</sup>, and the African bean<sup>16</sup>. Loss of viability of seeds has been correlated to enzymatic activity. Abdul-Baki<sup>1</sup> reported that the activity of respiratory and associated enzymes *viz.*, peroxidase,

glutamic acid oxidase and catalase, activity of hydrolytic enzymes *viz.*,  $\alpha$ -amylase, lipase, proteases, phytases and phosphatases is associated with the degradation of organelles membranes, nucleoproteins, etc. In crop seeds, the development of amylase activity constitutes an important event in germination. During germination of seeds, a massive breakdown of the reserve substances begins with the help of amylolytic, proteolytic and lipolytic enzymes and the products are transported to the growing seedlings for their development. The remaining small amounts of protein represents enzymes concerned with metabolic processes during seed development and germination<sup>27</sup>. Among the storage conditions, ambient storage recorded higher enzyme activities compared to cold storage. This may be due to higher temperature and higher metabolic activity under ambient storage. These findings are in agreement with those of Sopenan and Lauriere<sup>49</sup>, Huang *et al*<sup>21</sup>., in castor, Mostarin *et al*<sup>30</sup>., in bush bean, Sana *et al*<sup>45</sup>., and Rehman and Shah<sup>44</sup> in wheat, and Neg and Anderson<sup>33</sup> in quinoa, Liukkonen *et al*<sup>24</sup>., in oat seeds, Ghavidel and Davoodi<sup>20</sup> and Rahman *et al*<sup>40</sup>., in mungbean.

### Oil content (%)

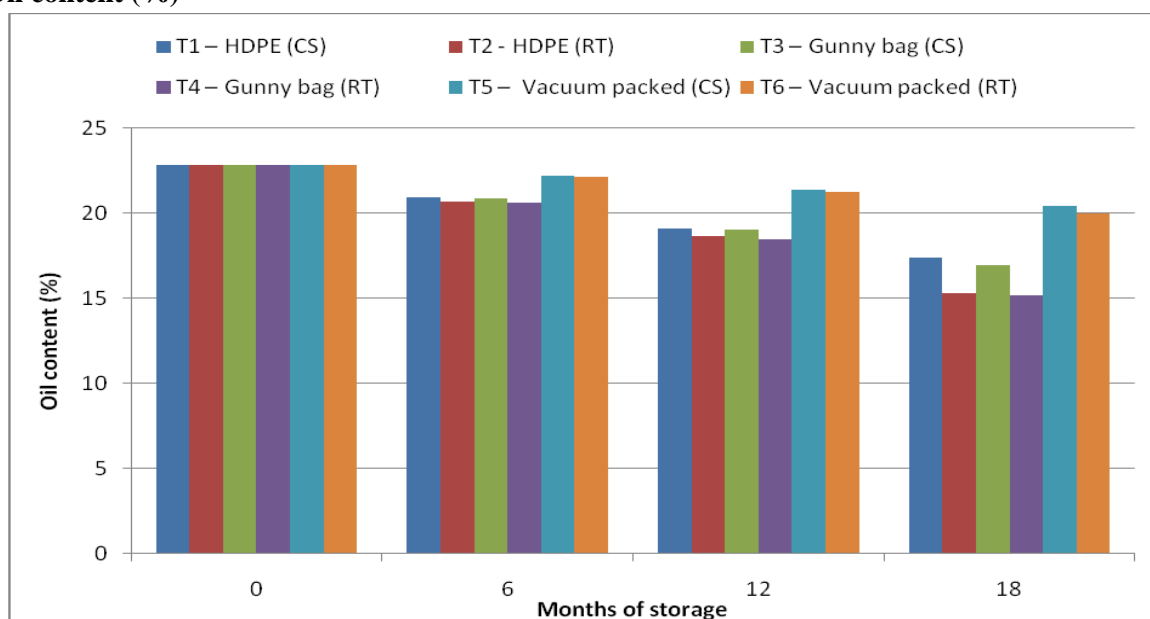


Fig. 8: Influence of packaging and storage conditions on oil content (%) at different time intervals of storage in soybean seeds



The oil content (%) of soybean seeds differed significantly between treatments and there was a gradual decline was seen with progress in storage period (Fig.,8) reduction in gunny bags as well as high density polythene packed from the initial stage and until upto 18 months of storage, stored under room temperature. At the end of storage i.e.,18 months vacuum packed seeds stored under cold storage recorded significantly higher oil content (20.43 %) over all other treatments, followed by vacuum packed seeds stored under room temperature (20.03 %). The lower oil content (15.20 %) was recorded in seeds stored in gunny bags samples, followed by high density polythene bags (15.33 %). Martini *et al*<sup>25</sup>., reported that

storage condition of oil seeds before industrial extraction might influence the quality of the crude oil. Similarly, Neg and Anderson<sup>33</sup> also showed that storage time and storage temperature had significant effect on free fatty acid content in Quinoa (*Chenopodium quinoa*) seed oil. Different longevity of seed storage as well as storage conditions exerts significant influence on oil content. It is clear from the results that the vacuum packed seeds could maintain higher oil content values compared to all other treatments. Similar results were also noticed by Ramamoorthy and Karivaratharaju<sup>42</sup> in groundnut, Branimir *et al*<sup>8</sup>., Akowuah *et al*<sup>3</sup>., and Canakci<sup>9</sup> in *Jatropha curcas* and Sisman<sup>48</sup> in sunflower.

**Table 1: Influence of packaging and storage conditions on moisture content (%) at different time intervals of storage in soybean seeds**

Treatments	Storage period (months)									
	0	2	4	6	8	10	12	14	16	18
T <sub>1</sub> _ HDPE (CS)	9.30	12.97	12.03	12.11	12.10	12.13	12.09	11.90	11.85	11.20
T <sub>2</sub> _ HDPE (RT)	9.30	10.87	10.50	10.33	11.13	11.09	11.07	10.90	10.09	9.95
T <sub>3</sub> _ Gunny bag (CS)	9.30	15.30	15.41	15.20	14.88	14.60	14.57	14.40	14.23	14.10
T <sub>4</sub> _ Gunny bag (RT)	9.30	10.98	10.78	10.73	12.45	12.38	12.30	11.25	10.90	10.30
T <sub>5</sub> _ Vacuum packed (CS)	9.30	9.39	9.35	9.34	9.33	9.31	9.30	9.30	9.29	9.27
T <sub>6</sub> _ Vacuum packed (RT)	9.30	9.37	9.33	9.31	9.30	9.30	9.29	9.28	9.27	9.25
S.Em(±)	<b>0.19</b>	<b>0.14</b>	<b>0.12</b>	<b>0.07</b>	<b>0.08</b>	<b>0.12</b>	<b>0.23</b>	<b>0.09</b>	<b>0.13</b>	<b>0.11</b>
C. D. (1%)	NS	<b>0.41</b>	<b>0.34</b>	<b>0.22</b>	<b>0.24</b>	<b>0.35</b>	<b>0.68</b>	<b>0.26</b>	<b>0.38</b>	<b>0.32</b>

HDPE = High density polythene  
NS = Non significant

CS = Cold storage  
RT = Room temperature

**Table 2: Influence of packaging and storage conditions on electrical conductivity (d Sm<sup>-1</sup>) at different time intervals of storage in soybean seeds**

Treatments	Storage period (months)									
	0	2	4	6	8	10	12	14	16	18
T <sub>1</sub> _ HDPE (CS)	0.499	0.507	0.519	0.533	0.550	0.572	0.590	0.628	0.645	0.659
T <sub>2</sub> _ HDPE (RT)	0.499	0.510	0.528	0.541	0.566	0.586	0.634	0.688	0.701	0.733
T <sub>3</sub> _ Gunny bag (CS)	0.499	0.508	0.522	0.538	0.560	0.579	0.598	0.638	0.650	0.677
T <sub>4</sub> _ Gunny bag (RT)	0.499	0.513	0.531	0.549	0.573	0.592	0.648	0.699	0.724	0.747
T <sub>5</sub> _ Vacuum packed (CS)	0.499	0.502	0.505	0.510	0.514	0.517	0.520	0.524	0.528	0.534
T <sub>6</sub> _ Vacuum packed (RT)	0.499	0.503	0.506	0.513	0.516	0.519	0.522	0.527	0.531	0.537
S.Em(±)	<b>0.018</b>	<b>0.039</b>	<b>0.079</b>	<b>0.005</b>	<b>0.008</b>	<b>0.007</b>	<b>0.007</b>	<b>0.008</b>	<b>0.001</b>	<b>0.001</b>
C. D. (1%)	NS	NS	NS	<b>0.014</b>	<b>0.024</b>	<b>0.021</b>	<b>0.020</b>	<b>0.023</b>	<b>0.003</b>	<b>0.003</b>

HDPE = High density polythene  
NS = Non significant

CS = Cold storage  
RT = Room temperature

### CONCLUSION

Seed physiological and biochemical parameters deterioration is an inexorable and an irreversible process. The quality and viability of soybean seeds are subjected to variations during storage conditions and it has been found that the life span of seeds depends on moisture content of the seeds, relative humidity, temperature, light and oxygen content under which the seeds are stored. It has been found in the present study that it is possible to extend the shelf life of soybean seeds up to 18 months without deterioration in seed biochemical parameters viz., oil content and enzyme activity such as  $\alpha$ -amylase, lipase and protease and seed physiological parameters such as mineral content (Cu, Mn, Zn and Mn), moisture content and electrical conductivity by storing them under vacuum packaging. Since seed is an important input in agriculture which determines not only the production but also the productivity, it is essential to maintain the seed quality as well as seed vigor.

### REFERENCES

1. Abdul-Baki, A.A. and Anderson, J.D., Vigour determination in soybean by multiple criteria. *Crop Sci.*, **13**: 630-633 (1973).
2. Agrawal, S.C. and Kharlukhi, R.K., Fungal pathogens detected on soybean seeds grown in different localities. *Seed Res.*, **17(2)**: 208-210 (1987).
3. Akowuah, J.O., Addo, A. and Kemausuor, F., Influence of storage duration of *Jatropha curcas* seed on oil yield and free fatty acid content. *ARPN J. Agric. Biol. Sci.*, **7(1)**: 1-5 (2012).
4. Alinnor, I.J. and Akalezi C.O., Proximate and mineral composition of *Discorea rotundata* (White yam) and *Colocasia esculentus* (white cocoyam). *Pakistan J. Nutrition*, **9(10)**: 998 – 1001 (2010).
5. Anonymous, Area, production and productivity of crops during 2006-07 to 2010-11. *Http : //Www. Rkmp. Co. In/crops-Stats/Statewise-Statistics/Karnataka* (2011).
6. Balasubramanyam, N., Baldevaraj and Indiramma, A.R., Packaging and storage quality of roasted and salted, spiced peanuts in flexible packages. *Perfectpac.*, **23(1)**: 5-11 (1983).
7. Bognar, A., Bohling, H. and Fort, H., Nutrient retention in chilled foods. In : Gormley T. R. (Ed) *Chilled foods. Elsevier Applied Sci.*, 305–336 (1990).
8. Branimir Simic, Ruza Popovic, Aleksandra Sudaric, Vlatka Rozman, Irma Kalinovic and Jasenka Cosic, Influence of storage conditions on seed oil content of maize, soyabean and sunflower. *Agriculturae Conspectus Scientificus*. **72(3)**: 211-213 (2007).
9. Canakci, M., The potential of restaurant waste lipids as biodiesel feed stocks. *Bioresource Technology*, **98(1)**:183-190 (2007).
10. Chaitanya, K.S., Keshavkant, S. and Naithani, S.C., Changes in total protein and protease activity in dehydrating recalcitrant sal (*Shorea robusta*) seeds. *Silva Fennica*, **34(1)**: 71–77 (2000).
11. Chauhan, D.S., Deswal, D.P., Dahiyaand, O.S. and Punia, R.C., Changes in storage enzymes activities in natural and accelerated aged seed of wheat (*Triticum aestivum*). *Indian J. Agric. Sci.*, **81(11)**: 1037–1040 (2011).
12. Deepa, G. T., Chetti, M. B., Mahadev, C., Khetagoudar and Gopal M. A., Influence of vacuum packaging on seed quality and mineral contents in chilli (*Capsicum annum* L.). *J Food Sci Tech.*, DOI 10.1007/s13197-011- 0241-3 (2011).
13. Delouche, J.C., Mathews, R.K. Dougherty, G.M. and Boyd, A.H., Storage of seeds in tropical regions. *Seed Sci. Technol.*, **1**: 671-700 (1973).
14. Dhaliwal, Y.S., Sekhon, K.S. and Nagi, H.P.S., Enzymatic activities and rheological properties of stored rice. *Cereal Chem.*, **68**: 18–21 (1991).
15. Echendu, A.O., Obizoba, I.C., Ngwu, E.K. and Anyika, J.U., Chemical composition of groundbean based cocoyam, yam and plantain pottage dishes and roasted

- groundbean. *Pakistan J. Nutr.*, **8(11)**: 1786–1790 (2009)
16. Enujiugha V.N., Thani F.A., Sanni T.M., and Abigor R.D., Lipase activity in dormant seeds of the African oil bean (*Pentaclethra macrophylla* Benth). *Food Chem.*, **88**: 405-410 (2004).
17. Eze, S.O., and Chilaka, F.C., Lipolytic activities in some species of germinating cucurbitaceae: *Cucumeropsis manii* naud, *Colocynthis vulgaris* L. and *Cucubita moschata* schrad. *World J. Agric. Sci.*, **6(6)**: 700-706 (2010).
18. Fagbohun, E.D. and Lawal, O.U., Effect of storage on nutrient composition and mycobiota of sundried soyabean. In : *African J. Food Sci.*, **5(8)**: 473-477 (2011).
19. Fagbohun, E.D. and Faleye, O.S., The nutritional and mycoflora changes during storage of groundnut (*Arachis hypogea*). *Intl. J. Agron. Agric. Res.*, **2(6)**: 15-22 (2012).
20. Ghavidel, R.A. and Davoodi, M.G., Evaluation of changes in phytase,  $\alpha$ -amylase and protease activities of some legume seeds during germination. *International Conference on Bioscience, Biochemistry and Bioinformatics IPCBEE 5 (2011) IACSIT Press, Singapore* (2011).
21. Huang, A.H.C., Wimer, I.T., and Y. Lin, Lipase in the lipid bodies of corn scutella during seedling growth. *Plant Physiol.*, **7**: 460-466 (1983).
22. Jayaraman, J., *Laboratory Manual in Biochemistry*, Wiley Eastern Ltd. New Delhi, India, pp. 122-123 (1981).
23. Kayisoglu, S. and Demirci, M., Effect of storage time and condition on mineral contents of grape pekmez produced by vacuum and classical methods. *J. Tekirdag Agril Faculty*, **3(1)**: 1–7 (2006).
24. Liukkonen, K.H., Montfoort, A., and Laakso, S.V., Water-Induced lipid changes in oat processing. *J. Agric. Food Chem.*, **40(1)**: 126-130 (1992).
25. Martini, S. and Anon, M.S., Storage of sunflower seed variation on the wax content of the oil. *European J. Lipid Sci. Technol.*, **107**: 74-79 (2005).
26. Mata, M.C., Mara, M.C.A., and Diez-Marque, C., Extending shelf-life and nutritive value of green beans (*Phaseolus vulgaris* L.), by controlled atmosphere storage. *Micronutrients Food Chem.*, **80**: 317–322 (2003).
27. Millerd, A. and Thomson, J., Storage proteins of legume seeds: Proteins of legume seeds : Potential for change. *CSIRO Div. of Plant Industry Genetics Report*. **3**: 58-60 (1975).
28. Mohamed, G.M., Study on stability of wheat germ oil and lipase activity of wheat germ during periodical storage. *Agric. Biol. J. North America*, **2(1)**: 163-168 (2011).
29. Monira, U.S., Amin, M.H.A., Marin, M. and Mamun, M.A.A. Effect of containers on seed quality of storage soybean seed. *Bangladesh Res. Publ. J.*, **7(4)**: 421-427 (2012).
30. Mostarin, T., Saha, S.R. and Khatun, K., Seed quality of bush bean as influenced by different storage containers and conditions. *J. Expt. Biosci.* **3(1)**: 83-88 (2012).
31. Narayanaswamy, S., Effect of provenance, pre-sowing treatment and storage on seed yield and quality in groundnut. *Ph.D. Thesis*, Univ. Agric. Sci., Bangalore (1993).
32. Nataraj, K., Balakrishna, P., Ramegowda, Roopa, A.R. and Chandrashekar, U.S., Influence of storage containers and seed treatment chemicals on quality of new sunflower (*Helianthus annuus*) hybrids during storage. *National Seed Congress*, January, 29-31, pp-267-280 (2011).
33. Neg, S.C. and Anderson A., Lipid oxidation in Quinoa (*Chenopodium quinoa*) as determined through accelerated aging. *J. Environmental, Agric. Food Chem.* **4(4)**: 1010-1020 (2005).
34. Ory, R.L., Angelo A.J. and Altschul A.M., The acid lipase of the castor bean

- properties and substrate specificity. *J. Lipid Res.*, **3**: 99-105 (1962).
35. Pallavi, M., Sudheer, S.K., Dangi, K.S and Reddy, A.V., Effect of seed ageing on physiological, biochemical and yield attributes in sunflower (*Helianthus annuus* L.) cv. Morden. *Seed Res.*, **31(2)**: 161–168 (2003).
36. Panse, V.G. and Sukhatme, P.V., *Statistical Methods for Agricultural Workers*, Indian Council of Agricultural Research, New Delhi, pp. 167-174 (1967).
37. Perring, M.A., and Pearson, K., Redistribution of minerals in apple fruit during storage, the effect of storage atmosphere on calcium concentration. *J. Sci. Food Agric.*, **40**: 37–42 (1987).
38. Poulle, M. and Jones, B.L., A proteinases from germinated barley I. Purification and some physical properties of a 30-kD cystein-endoproteinase from green malt. *Pl. Physiol.*, **88**: 1454-1460 (1988).
39. Presley, J.T., Relationship of protoplast permeability of cotton seed viability and predisposition of seedling disease. *Pl. Dis. Rep.*, **42**: 582 (1958).
40. Rahman, M.M.K. and Rahman, G.M.M., Effect of container and length of storage on germination and seed-borne associated with mungbean seed. *Bangladesh J. Plant Path.*, **13(1-2)**: 13-16 (2007).
41. Rajendraprasad, S., Ujjnaiah, U.S., Sathyanarayana Reddy, A. and Jagadish, G.V., Effect of genotypes of groundnut kernels and containers on seed quality during storage. *Seed Tech. News*, **28(4)**: 35 (1998).
42. Ramamoorthy, K. and Karivaratharaju, T.V., Storability and biochemical compositions of ground seed as influenced by packaging and seed treatment. *Indian Agric.*, **30**: 101-106 (1986).
43. Randall, E.L., Improved method for fat and oil analysis by a new process of extraction. *J. Association of Official Analytical Chem.*, **57**: 1165-1168 (1974).
44. Rehman, Z.U. and Shah, W.H., Biochemical changes in wheat during storage at three temperatures. *Pla. Human Nutr.*, **54**: 109-117 (1999).
45. Sana, N.K., Sarkar, B.C., Azad, M.A.K., Huque, M.E., Shaha, R.K., Enzyme activities and mobilization of nutrients in brassica (*brassica* spp.) and wheat (*Triticum aestivum* L.) seeds during germination. *J. Bio-Sci.*, **17**: 101-106 (2009).
46. Scialabba, A., Bellani, L. M. and Dell'Aquila, A., Effects of ageing on peroxidase activity and localization in radish (*Raphanus sativus* L.) seeds. *European J. Histoche.*, **46(4)**: 351–358 (2002).
47. Shanmugavel, S., Anuradha Varier and Malavika Dadlani, Physiological attributes associated with seed ageing in soybean (*Glycine max* (L.) Merrill) cultivars. *Seed Res.*, **23(2)**: 61-66 (1995).
48. Sisman, C.B., Quality losses in temporary sunflower stores and influences of storage conditions on quality losses during storage. *J. Central European Agric.*, **6**: 143-150 (2005).
49. Sopenen, T. and Lauriere, C., Release and activity of bound-amylase in a germinating barley grain. *Plant Physiology*, **134**: 678-684 (1989).
50. Zagory, D., and Kader, A.A., Quality maintenance in fresh fruits and vegetables by controlled atmospheres. In J. J. Jen (Ed.), *Quality factors of fruits and vegetables. Chemistry and Technology*. Los Angeles: American Chemical Society, pp.23-26 (1989).